



ENGLISH FOR TODAY

Class **2**



National Curriculum and Textbook Board, Bangladesh

Prescribed by the National Curriculum and Textbook Board
as a textbook for class two from the academic year 2013

ENGLISH FOR TODAY



Writers

M S Hoque

Yasmin Banu

Md Abdur Razzaque

Naina Shahzadi

Illustration Editor

Hashem Khan



National Curriculum and Textbook Board, Bangladesh

Published by
National Curriculum and Textbook Board
69-70, Motijheel Commercial Area, Dhaka 1000

[All rights reserved by the publisher]

First Edition : October, 2012
Revised Edition : October, 2014
Reprint : , 2020

Design

National Curriculum and Textbook Board, Bangladesh

For free distribution under PEDP-4 of Ministry of Primary and Mass Education
by the Government of the People's Republic of Bangladesh.

Printed by:

Preface

A child is a great wonder. There is no end to the thinking about his/her world of wonder. A child is a subject of contemplation for educationists, scientists, philosophers, child specialists and psychologists. The fundamental principles of child education outlined in the National Education Policy 2010 have been defined in the light of these contemplations. The curriculum for primary education has been revised to develop a child on the potentials of his/her innate amazement, unbounded curiosity, endless joy and enthusiasm keeping in view the all-round development of children's potentials.

The **English for Today** textbooks have been developed to help students attain competencies in all four language skills in English through meaningful and enjoyable activities. Emphasis has been given to listening and speaking skills as the foundation on which to develop reading and writing skills. Topics and themes have been selected in a way that would not only help students address the needs of real-life situations but would also inculcate human values in them as well as broaden their mental horizon. Grammar points and planned activities to develop student's competence in all four language skills have been presented within contexts in a systematic and graded way.

To make the young learners interested, enthusiastic and dedicated, Bangladesh Awami League Government under the dynamic leadership of the Honorable Prime Minister Sheikh Hasina has taken initiatives to change the textbooks into four colours, and make them interesting, sustainable and distributed free of cost since 2009. The textbook of all students of Pre-primary, Primary, Secondary, Ibtedaie, Dakhil, Dakhil Vocational and S.S.C Vocational levels are being distributed free of cost across the country which is a historical initiative of the present government.

My sincere acknowledgement and thanks to all who helped in different stages of composition, edition, rational evaluation, printing and publication of the textbook. Though all cares have been taken by those concerned, the book may contain some errors/lapses. Therefore, any constructive and rational suggestions will be highly appreciated for further improvement and enrichment of the book. We will deem all our efforts successful if the young learners for whom it is intended find it useful to them.

Professor Narayan Chandra Saha

Chairman

National Curriculum and Textbook Board, Bangladesh

নির্দেশনা

আমাদের শিক্ষা-ব্যবস্থায় প্রাথমিক স্তর থেকেই বিদ্যালয়ে ইংরেজি শেখানো বাধ্যতামূলক করা হয়েছে যেন ছোটবেলা থেকেই শিক্ষার্থীরা শ্রেণিকক্ষে ইংরেজি ভাষা চর্চার মাধ্যমে ক্রমান্বয়ে ওই ভাষার চারটি দক্ষতা অর্থাৎ শুনে বুঝতে, বলতে, পড়তে ও লিখতে পারে। এর ফলে শিক্ষার্থীরা ভবিষ্যতে বিশ্বায়নের এই যুগে বিভিন্ন পরিস্থিতিতে সহজ ও স্বাভাবিকভাবে ইংরেজি ভাষা ব্যবহার করে অপরের সঙ্গে ভাব বিনিময় করতে সক্ষম হবে।

আমাদের মনে রাখতে হবে শিক্ষার্থীরা সেই ভাষাই আয়ত্ত করতে সক্ষম হবে যে ভাষা তারা সবসময় তাদের চারপাশে শোনে। তাই ইংরেজি ভাষা শিখতে হলে একজন শিক্ষার্থীর জন্য প্রচুর ইংরেজি শোনা আবশ্যিক। একজন শিক্ষকই পারেন শ্রেণিকক্ষে শিক্ষার্থীদের জন্য এই সুযোগ করে দিতে।

শিক্ষক প্রতিদিনের প্রয়োজনীয় কিছু অভিব্যক্তি যেমন greetings, farewells, commands and instructions ইত্যাদির ব্যবহার ইংরেজি ভাষায় শ্রেণিকক্ষে নিয়মিত সম্পন্ন করবেন এবং তার মাধ্যমে শিক্ষার্থীদের সেই সব ইংরেজি শোনা ও বলার চর্চার সুযোগ করে দেবেন।

পাঠ্যপুস্তকের ছড়া, কবিতা, গল্প, কথপোকথন ও অন্যান্য বেশির ভাগ বিষয়বস্তুই শিক্ষক প্রথমে জোরে স্পষ্ট ও শুদ্ধ উচ্চারণে এবং কণ্ঠস্বরের সঠিক ওঠানামা (intonation) ব্যবহার করে পড়ে শোনাবেন। শিক্ষার্থীরা তা অনুসরণ করে বলার মাধ্যমে উল্লিখিত বিষয়গুলো আয়ত্ত করতে পারবে।

English For Today পাঠ্যপুস্তকের পাঠভিত্তিক শিখন-শেখানো কার্যাবলি শ্রেণিকক্ষে কার্যকর করার সময় শিক্ষার্থীরা যেন পরস্পর বিভিন্নভাবে interact করতে পারে, শিক্ষক তা অবশ্যই নিশ্চিত করবেন। এই উদ্দেশ্যে শিক্ষক শিক্ষার্থীদের দিয়ে pairwork, groupwork, chain drill, role play ইত্যাদি করাবেন।

অনেক সময় শিক্ষকের মনে প্রশ্ন জাগে যে ক্লাসে কতখানি বাংলা ব্যবহার করা যাবে। শিক্ষকদের মনে রাখা প্রয়োজন, তিনি শ্রেণিকক্ষে যত বেশি ইংরেজি বলবেন, শিক্ষার্থীরা তত বেশি ইংরেজি শুনবে ও তা আয়ত্ত করতে সক্ষম হবে। তবে অনেক সময় দেখা যায় যে, শিক্ষকের ইংরেজিতে বলা নির্দেশনা শিক্ষার্থীরা বুঝতে পারছে না। তখন শিক্ষক একবার বাংলায় পরিষ্কারভাবে বুঝিয়ে দেবেন এবং সঙ্গে সঙ্গে একই নির্দেশনা অবশ্যই ইংরেজিতে পুনরাবৃত্তি করবেন। এর ফলে বাংলায় যা বলা হলো তা ইংরেজিতে যে ওইভাবে বলা যায়, শিক্ষার্থীরা তা নিজের অজান্তেই বুঝতে শিখবে।



Contents

Unit	Page	Unit	Page
1	Greetings, Review Aa-Ee	2	16
2	Numbers, Review Ff-Jj	4	17
3	Commands, Review Kk-Oo	6	18
4	Numbers, Review Pp-Tt	8	19
5	How old ...?, Review Uu-Zz	10	20
6	Numbers, Alphabet a-z	12	21
7	How old are you?, Alphabet	14	22
8	Numbers, How many?	16	23
9	I'm in..., Numbers review	18	24
10	Numbers, I'm.....	20	25
11	Head and shoulders, Parts of the body	22	26
12	Numbers, Parts of the body	24	27
13	Days of the week	26	28
14	Numbers, Story: Rima and the seed	28	29
15	Story: Rima and the seed	30	● Vocabulary
			32
			34
			36
			38
			40
			42
			44
			46
			48
			50
			52
			54
			56
			58
			61



A. Look, listen and say.



B. Listen and say.



C. Say and do.



A. Look, listen and say.

Aa

Bb

Cc

Dd

Ee



ant



bat



cup



doll




egg

B. Read and say. Trace and write.

ant bat cup doll egg

C. Look and say. Write.



A. Look and say.

1



one

2



two

3



three

4



four

B. Say, trace and write.



one

two

three

four

C. Count and write the numbers.





A. Look, listen and say.

Ff



farmer

Gg



girl

Hh



hut

Ii



igloo

Jj



jeep

B. Read and say. Trace and write.

farmer girl hut igloo jeep

C. Look and say. Write.



A. Listen and say.



Stand up.
Come here.



Look at the
board.



Draw a flower.
Colour it.



Show me your book.



Go to your seat.



Open the door.

B. Say and do the actions in Activity A.


C. Look and say. Circle the things beginning with (b).
Underline the things beginning with d.





A. Look, listen and say.

Kk



kite

Ll



lion

Mm



mango

Nn



net

Oo

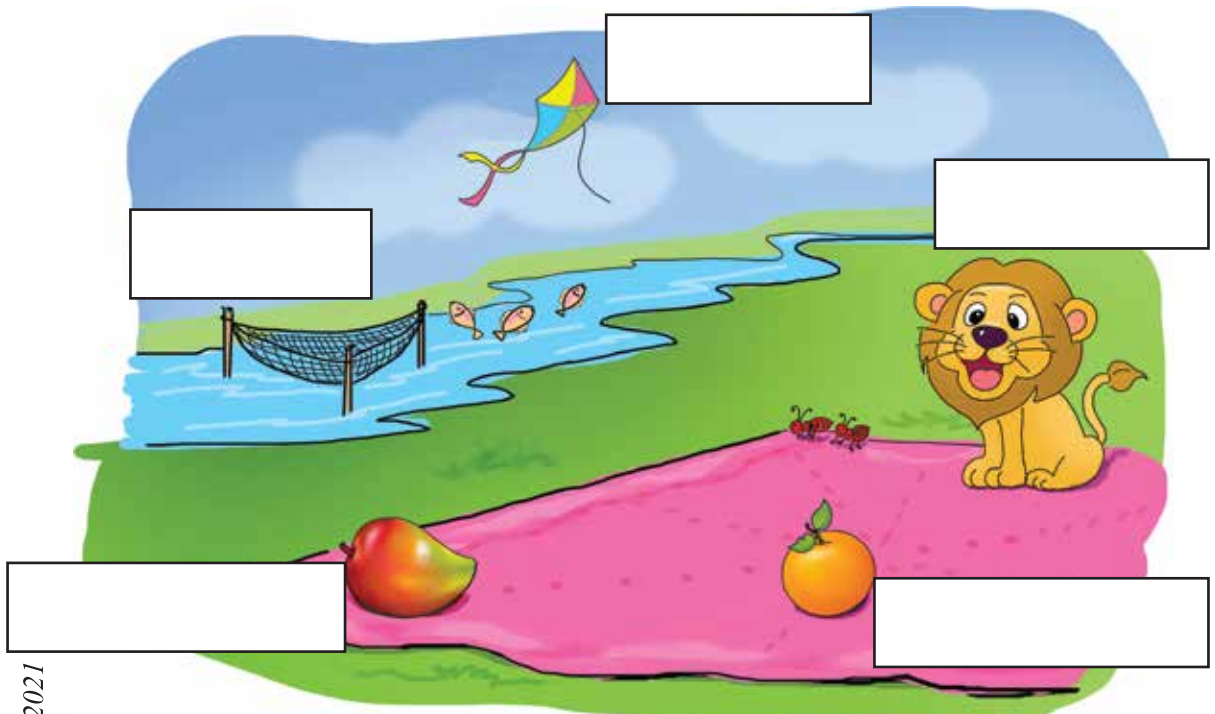


orange

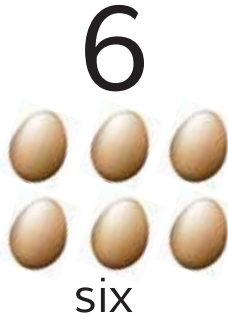
B. Read and say. Trace and write.

kite lion mango net orange

C. Look and say. Write.



A. Look and say.



B. Say, trace and write.






five

six

seven

C. Count and write the numbers.





A. Look, listen and say.

Pp

Qq

Rr

Ss

Tt



pot



quail



rose



sun



tiger

B. Read and say. Trace and write.

pot quail rose sun tiger

C. Look and say. Write.

A. Look, listen and say.



B. Look, listen and say.



C. Look and say.



He's He is



She's She is



A. Look, listen and say.

Uu

Vv

Ww

Xx

Yy

Zz



umbrella

vase

window

x-ray

yo-yo

zebra

B. Read and say. Trace and write.

umbrella

vase


window

x-ray

yo-yo


zebra

C. Look and say. Write.




A. Look and say.

8



eight

9



nine

10



ten

B. Say, trace and write.




eight

nine

ten

C. Count and write the numbers.




A. Look and say.




B. Say the names of the pictures.

2021 C. Pairwork. Say and point.

A. Look, listen and say.



B. Look, listen and say.



C. Say and do.

A. Write the first letter of the word for each picture.













B. Look at the pictures above. Say the last sound of the word for each picture.

C. Write the capital letter for each letter.

a ___ b ___ c ___ d ___ e ___ f ___


g ___ h ___ i ___ j ___ k ___ l ___

m ___ n ___ o ___ p ___ q ___ r ___

s ___ t ___ u ___ v ___ w ___ x ___

y ___ z ___


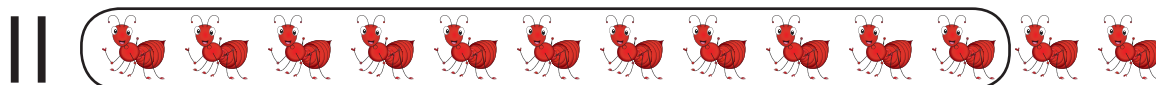
A. Look, count and say.




B. Say, trace and write.





C. Say the number. Count and circle.



A. Look, listen and say.



B. Count and write the numbers.



C. Look at the picture in Activity B. Ask and answer with *How many ... ?*

How many cows?

There are 4 cows.

A. Look, listen and say.



I'm Joya.
I'm 7 years old.
I'm in Class 2.

B. Look and say.



Reza
7 years old
Class 2




Zara
6 years old
Class 1



Sonabi
7 years old
Class 2



Ratul
8 years old
Class 3



C. Introduce yourself. Introduce a partner. Use the words in Activities A and B.



A. Say and write.

1 one _____

6 _____

2 _____

7 _____

3 _____

8 _____

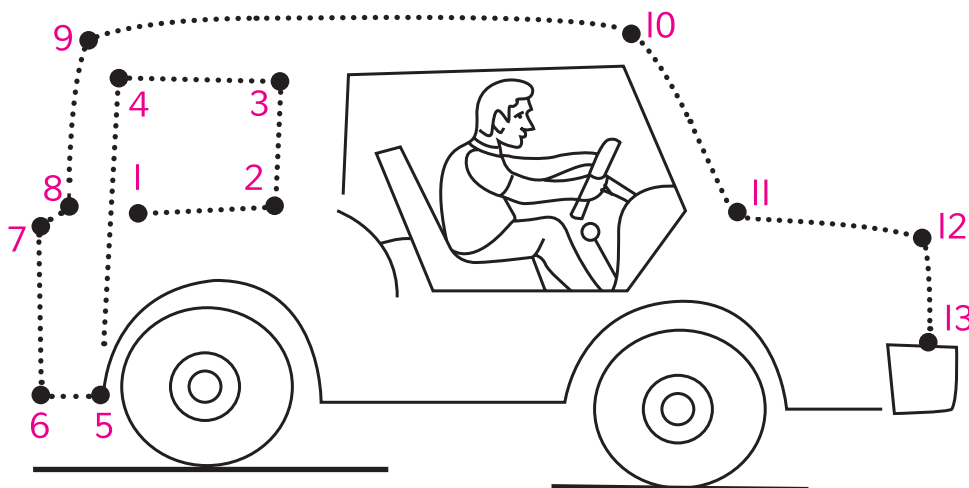
4 _____

9 _____

5 _____

10 _____

B. Join the dots. Colour.



C. Listen and say.

1, 2, 3, 4, 5

Count the fish from 1 to 5.


6, 7, 8, 9, 10

Count the fish from 1 to 10.






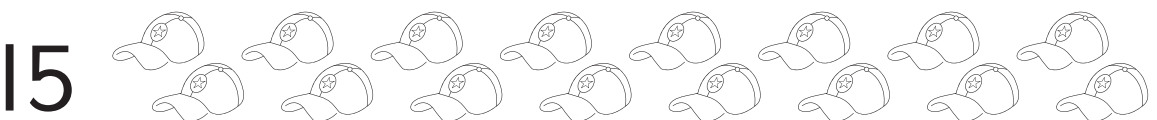
A. Look, count and say.



B. Say, trace and write.



C. Say the number. Count and colour.





A. Look, listen and say. Draw and write about yourself.



Name: Meena
Age: 8 Class: 3

Name:	
Age:	Class:

B. Write. Copy the sentences in your exercise book.

She's _____. I'm_____.

She's _____ years old. I'm _____ years old.

She's in Class _____. _____ in Class 2.

C. Read and match.

She's Shuva.
She's 7 years old.
She's in Class 2.



He's Rafi.
He's 7 years old.
He's in Class 2.

A. Look, listen and say.



head



eyes



nose



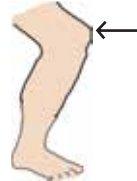
ear



mouth



shoulder



knee



toes


B. Rhyme. Look, listen and say.

Head and shoulders,
knees and toes.

Head and shoulders,
knees and toes.

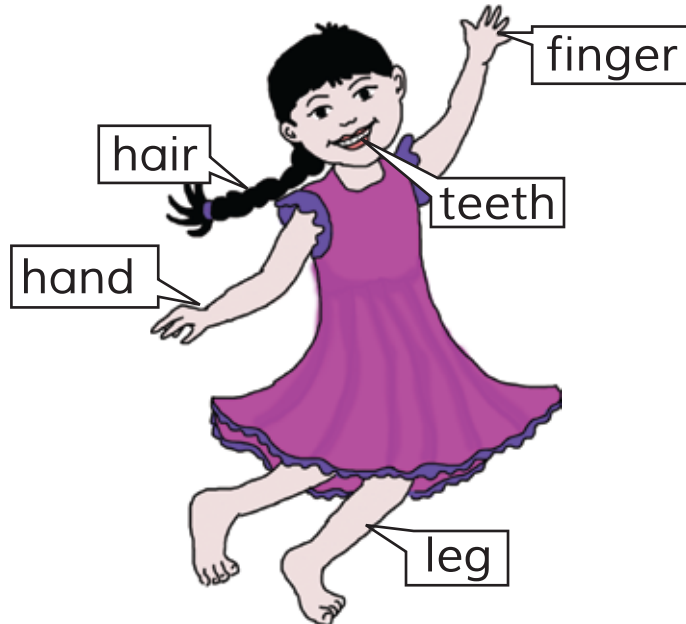
Eyes and ears,
mouth and nose.

Head and shoulders,
knees and toes.



C. Say and do.

A. Look, listen and say.



B. Rhyme. Look, listen and say.

Put your hand on your head.



Touch your mouth.



Touch your nose.



Put your hand on your knee.



Touch your ear.






Touch your toes.



C. Say and do.



A. Look, count and say.



B. Say, trace and write.

17	_____	_____	_____	_____	_____	_____	_____
18	_____	_____	_____	_____	_____	_____	_____
19	_____	_____	_____	_____	_____	_____	_____

C. Say the number. Count and circle.













A. Listen, say and do.

Touch your Close your Open your
 mouth finger hair leg shoulder knee
 toes hand nose ear tooth eyes

B. Look at the pictures. Write the word under the picture.

 hand			
			

C. Play a game. Use the pictures in Activity B.





A. Look, listen and say.

Days of the week

Sat Sun Mon Tue Wed Thu **Fri**

Saturday
Sunday
Monday
Tuesday
Wednesday
Thursday
Friday

B. Listen and say.



C. Listen and say.

Saturday Sunday Monday Tuesday
Wednesday Thursday Friday



A. Rhyme. Look, listen and say.

Saturday, Sunday, Monday,
Tuesday, Wednesday,
Thursday, Friday!
What day is it today?

It's
It's a nice day!



B. Trace.

Saturday

Sunday

Monday

Tuesday

Wednesday

Thursday

Friday



Today is

C. Say and write the missing days.

Saturday _____ Tuesday

_____ Thursday _____ Saturday

A. Look, count and say.



B. Say, trace and write.

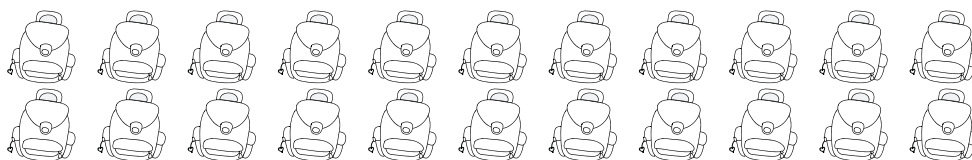
20 _____

21 _____


22 _____

C. Say the number. Count and colour.

21



20



22



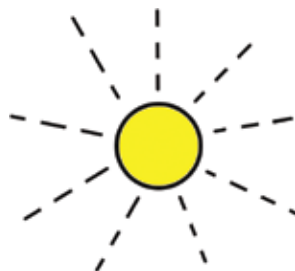
A. Look, listen and say.



seed



tub



sun



plant

B. Look, listen and say.



give



put



water



wait

C. Number the pictures from 1 to 3.



A. Look, listen and say.



On Saturday,
Rima's father gives
her a seed.

On Sunday,
Rima puts the
seed in a tub.



On Monday,
Rima waters
the seed.

On Tuesday,
Rima puts the
tub in the sun.



A. Listen and say.



On Wednesday,
Rima waters
the seed again.

On Thursday,
Rima waits.



On Friday,
Rima sees something.
There is a small plant.

B. Put the sentences in order. Number them from 1 to 4.




Rima puts the seed in a tub.

Rima's father gives her a seed.

There is a small plant.

Rima puts the tub in the sun.

A. Look, count and say.



B. Say, trace and write.



C. Say the number. Count and circle.





A. Look, listen and say.



red



orange



yellow



green



blue



indigo



violet

B. Rhyme. Look, listen and say.



Rainbow, rainbow,
I see you!
Red and orange,
Yellow, green and blue,
Indigo and violet, too!

C. Listen and say.

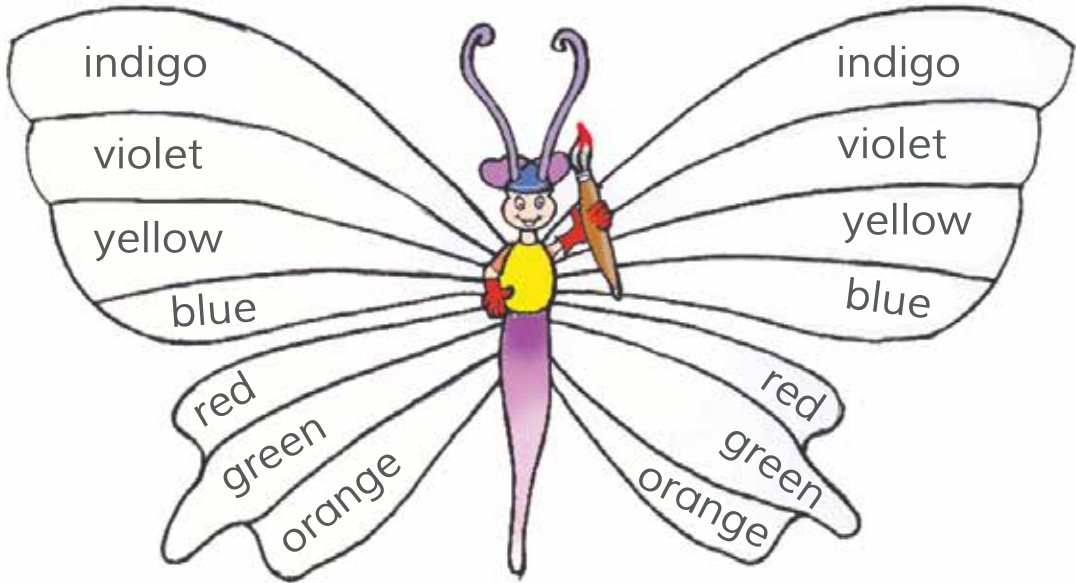
rainbow

yellow

indigo

violet

- A. Say the Rainbow rhyme on page 33.
Name the colours in the rainbow.
How many colours are there in the rainbow?
- B. Read and colour.



- C. Draw a rainbow. Colour it.





A. Count and write.



___ roses



___ bats



___ butterflies



___ kites

B. Look at the pictures in Activity A. Count and write the number.

___ roses are violet.

___ bats are brown.

___ butterfly is indigo.

___ kites are violet.

C. Look at the pictures in Activity A. Trace and write.

yellow blue green red


One rose is _____.

Two bats are _____.

Three butterflies are _____.

One kite is _____.

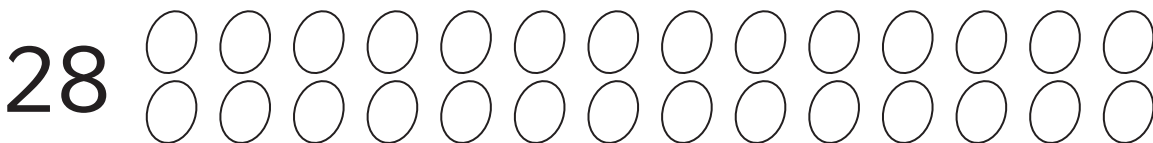


A. Look, count and say.




B. Say, trace and write.




C. Say the number. Count and colour.




A. Read and say.



It's an ant.



It's a bag.



It's a hut.



It's a dog.

B. Read the sentences. Colour the pictures in A.

The ant is red .

The bag is violet .

The hut is yellow .

The dog is brown .

C. Look at the picture. Read the sentences. Circle Yes or No.

It's a kite.

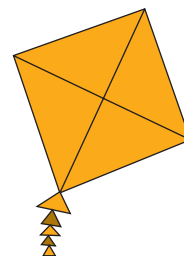
Yes

No

The kite is green.

Yes


No




A. Look, listen and say.



square



circle




triangle



rectangle

B. Match.



C. Say, read and match.

square

triangle

circle

rectangle



triangle

rectangle

square

circle

A. Say and draw.


square

rectangle

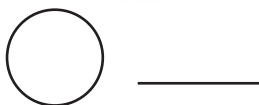
circle

triangle

B. Count and write.



C. Count and write the numbers.




A. Look, count and say.



B. Say, trace and write.

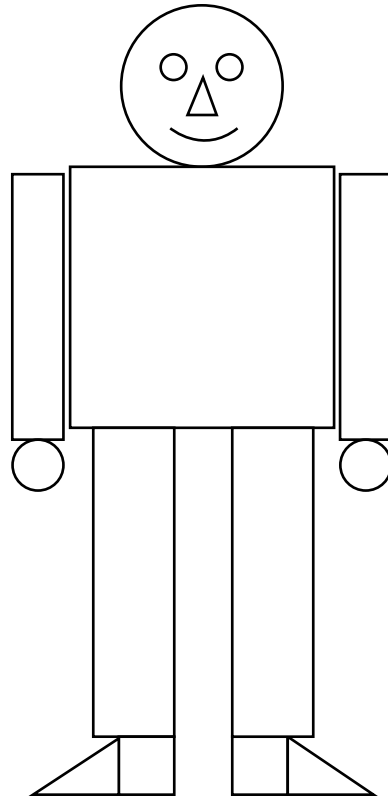


C. Say the number. Count and circle.



A. Look, count and write.

- _____ circles
- _____ triangles
- _____ rectangles
- _____ squares



B. Look at Mr. Shape in Activity A. Trace the words. Complete the sentences.

hands head legs nose

His _____ is a triangle.

His _____ are circles.

His _____ are rectangles.

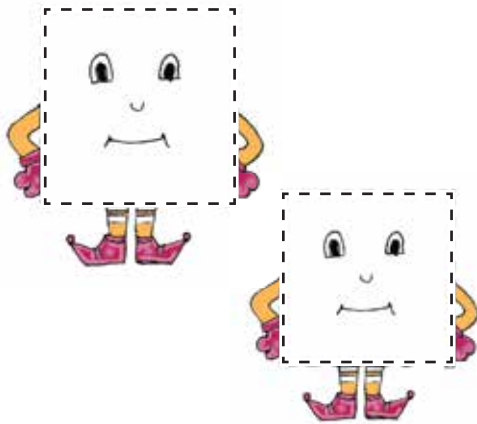

His _____ is a circle.

C. Colour Mr. Shape in Activity A.



A. Listen and say.

My name's Lucky.
I like you!
I am round!
Colour me blue.




We're Sumon and Salam.
Our sides are straight.
Now count them
from 1 to 8!

B. Look at the picture in Activity A. Answer the questions.

What shape is Lucky?


What shapes are Sumon and Salam?

C. Colour the shapes with straight sides.




A. Look, trace and write.

triangle square rectangle circle









B. Look at the shapes in Activity A and answer.

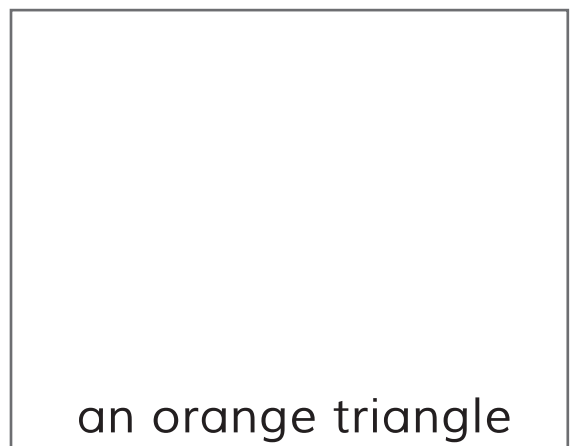
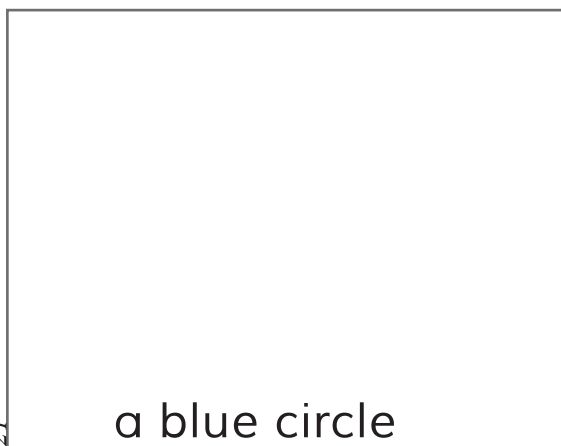
What shape has three sides?

What shapes have four sides?

What shape is round?

What shapes have straight sides?


C. Read, draw and colour.



A. Look, listen and say.



tall short



big small



fat thin


B. Read and circle.



a tall boy

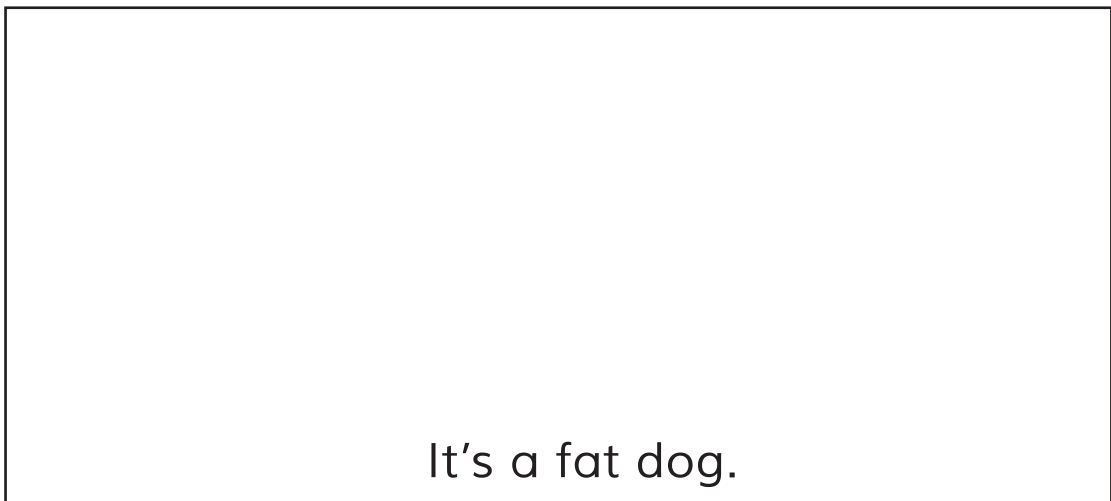


a big jeep



a fat cow

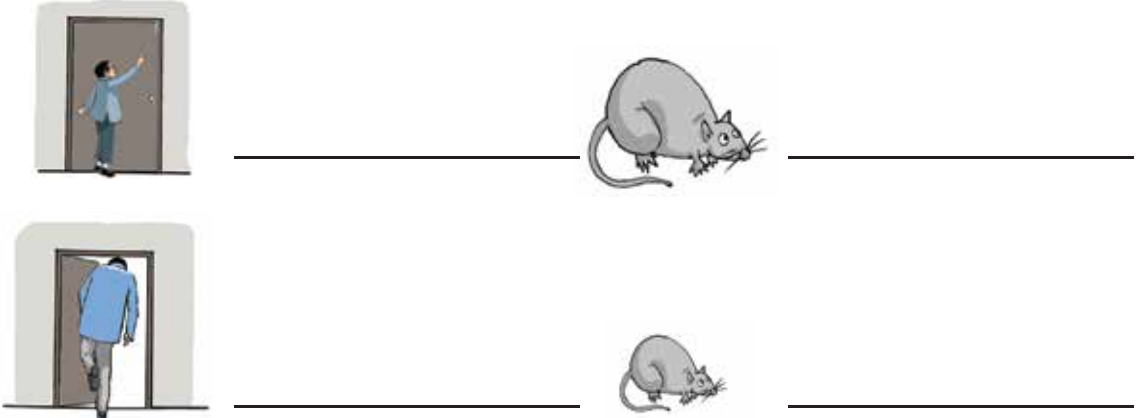
C. Read and draw.






A. Look, trace and write.

short tall big small



B. Look and say.



C. Play a game. Use the pictures in Activity B.



A. Rhyme. Look, listen and say.



A black cat in a hat.

A blue bear with long hair.



A red rat under a mat.

A brown ox on a box.



B. Listen and say. Point.

A **red** rat under a mat.

A **brown** ox on a box.

A **blue** bear with long hair.

A black cat in a hat.

C. Say the rhyme. Underline the rhyming words.

A. Look and say.



in



on



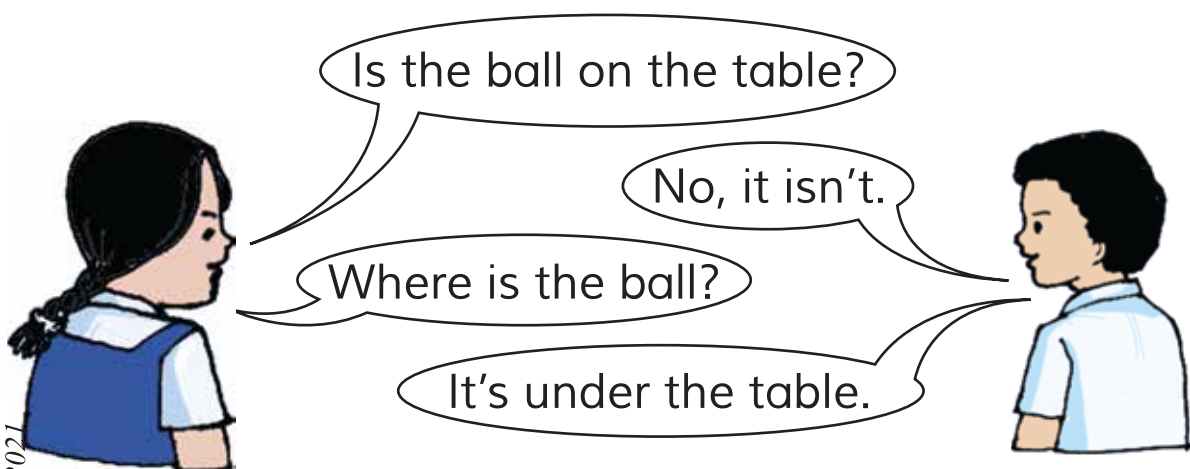
under

B. Look and say. Use **in**, **on** and **under**.



A doll is on the bed. A ball is under the table.

C. Pairwork. Ask and answer about Activity B.



A. Look and say.



monkey



bear



tiger



deer



fox



lion

B. What can you see in the pictures? Use the words and colours you know.

I can see a monkey. It's small. It's brown.



C. Draw and colour another animal you know. Talk about it.



A. Look and say.



forest



shed



tree



den



nest



pond

B. Look at the animals. Trace and write the words.

cow fox monkey tiger



C. Look at the pictures in Activity B. Say where the animals live.

A tiger lives in a forest.

A. Look, listen and say.



get up



wash my face



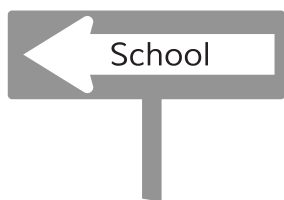
have breakfast



brush my teeth

B. Read.

I get up in the morning. I wash my face. Then, I have breakfast. After breakfast, I brush my teeth. Then, I go to school.



C. What do you do in the morning? Say.

A. Look, listen and say.



do my homework



read



play



watch TV



go to bed

B. Read.

In the afternoon, I do my homework. I play with my friends. Then, I read and watch TV. After dinner, I brush my teeth and go to bed.

C. What do you do in the afternoon? Say.





A. Read.

This is Kaniz. In the morning, she washes her face. Then, she has breakfast. She has eggs and mangoes. Then, she brushes her teeth.



She goes to school.

Miss Mariam is her teacher.
Sujon and Joya are her friends.



B. Answer the questions.

Who is the girl?

What does she have for breakfast?

Who is her teacher?

Who are her friends?

C. Complete with your information.

My name is _____. In the morning,
I _____ my face. I _____ my breakfast.

Then, I _____ my teeth. I _____ to school.

My teacher is _____.



A. Look, listen and say.

in the



morning

in the



afternoon

in the



evening

at



night

B. Look at the pictures. Say.

I have breakfast in the morning.



C. Listen and say.

morning

breakfast

afternoon

evening

supper



A. Read and say.



This is Anita Sarkar.
She gets up early in the morning. She cooks breakfast for her family.

B. Read and say.

After breakfast, Anita goes to school. She is a teacher. She teaches Class 1 and Class 2.




C. Ask and answer.

Who is the woman?
When does she get up?
What does she do for her family?
Where does she go after breakfast?
What does she do?



A. Read and say.



This is a hen.
It lives on a farm.
It lays eggs.
It eats seeds and grain.

B. Read and say.

This is a tiger.
It's big. It lives in a forest.
It eats other animals.




C. Talk about another animal. Use the sentences in Activities A and B as a model.

A. Say. Write the missing numbers.

1	___	3	4	___	6	___	___
16	___	18	19	___	___	22	
18	20	___	___	26	___	___	


B. Look and colour.

12 → 	14 → 	17 → 
21 → 	24 → 	27 → 



C. Count the things you know in the picture.

A. Count and write.



Two rows of 10 red triangles each. _____

Two rows of 12 purple squares each. _____

Two rows of 13 green squares each. _____

Two rows of 15 orange circles each. _____

B. Look at the shapes in Activity A. Trace and complete the sentences.

green red violet orange

The  is _____.

The  is _____.

The  is _____.

The  is _____.

C. Read the sentence. Draw and colour.

Three triangles are red.

A. Look, listen and say.



big



happy



rich



small



sad



poor

B. Draw a happy cat. Draw a sad cat.



C. Read. Label the picture.

This is a goose.
A goose lays eggs.



A. Look and listen.



A poor farmer has a goose. Everyday, the goose lays an egg. It's a golden egg. Everyday, the farmer sells the egg.



The farmer thinks, "I want to be rich. I have an idea!"

The farmer thinks all the eggs are inside the goose.

He kills the goose. He opens its belly, but there are no eggs!

A. Look and listen.



The farmer has no goose. He has no money.
He is sad.

B. Pairwork. Say true or false. If false, say the true answer.

- 1 The farmer sells the egg everyday.
- 2 The farmer buys eggs everyday.
- 3 The farmer is rich.
- 4 The farmer is sad at the end of the story.

C. Pairwork. What do you think the moral of the story is?

Vocabulary

A a

after
afternoon
again
age
angry
animal
ant
apple
and
alphabet
action
activity
are
above
ask
answer
about
another

B b

bag
ball
bat
bear
bed
belly
big

black
blue
board
book
box
breakfast
brown
brush
but
butterfly
buy
bye
begining
body
boy

C c

cat
circle
class
close
colour
come
cook
count
cow
crow

cup
command
capital
copy
complete
can

D d

day
deer
den
dog
doll
door
draw
do
dot
dinner

E e

ear
early
egg
end
evening
everyday
eye
eight

each
exercise
eat

F f

face
family
farm
farmer
fat
Fine, thank you.
finger
fish
flower
forest
fox
Friday
friends
four
five
first
for
from
father
false

G g

get up
girl

give
go
goat
golden
goose
grain
green
greetings
game

H h

hair
hand
happy
hat
head
hen
here
homework
How are you?
hut
hello
how
her
his
has
have

I i

idea
igloo
indigo
inside
introduction
it
is
in
introduce
in order
information

J j

jar
jeep
join

K k

kill
kite
knee
know

L l

lay
leg
like
lion
listen

lesson
look at
letter
last
life
label

M m

man
mango
mat
Monday
money
monkey
morning
mouth
me
many
match
missing
my
miss
model
moral

N n

name
nest
net
nice
night
nose

now
number
nine
no
not

O o

old
open
orange
other
ox
one
of
on
open
our

P p

pencil
plant
play
point
pond
poor
pot
put
picture
pair work
partner

part
page

Q q

quail
quilt
question

R r

rainbow
rat
read
rectangle
red
rich
rose
round
review
rhyme

S s

sad
same
Saturday
school
seat
see
seed
sell
shape

shed
shoe
short
shoulder
show
side
sky
sleep
small
something
square
stand up
story
straight
sun
Sunday
supper
say
six
seven
she
sound
sentence
size

T t

table
tall
teach
teacher
teeth
then
thin
think
Thursday
tiger
today
toes
tooth
touch
tree
triangle
tub
Tuesday
thank
trace
two
the
this
too
ten
there
to
them

they
talk
true

U u

umbrella
under
unit
underline
use

V v

vase
violet

W w

wait
want
wash
watch
water
Wednesday
week
what
white
who
window
woman
write

with
word
we
where
when

X x

x-ray

Y y

year
yellow
yoke
yo-yo
your
you
yes
yourself

Z z

zebra

Academic year 2021, English -2



God is kind



National Curriculum and Textbook Board, Bangladesh

For free distribution by the Government of the People's Republic of Bangladesh